

LUXIENT110 SURFACE

PREMIUM LED SURFACE MOUNTED DOWNLIGHT



- 95+ CRI
- up to 101 Lm/w
- 3000K or 4000K
- High quality, low glare reflector
- Black baffle for superior glare control
- Made in Australia
- L90B10 up to 90,000 hours
- 2 X SDCM



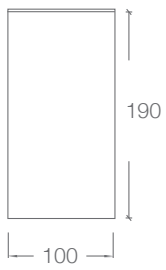
LUXIENT 110 SURFACE- 350mA

Non Dimmable	Trailing Edge Dimmable	DALI Dimmable	Beam	CCT	Lumens	Watts	Lm/w
LX110.350.31.93.61.S	LX110.350.31.93.63.S	LX110.350.31.93.66.S	31°	3000K	1282	13	98
LX110.350.31.94.61.S	LX110.350.31.94.63.S	LX110.350.31.94.66.S	31°	4000K	1307	13	100
LX110.350.60.93.61.S	LX110.350.60.93.63.S	LX110.350.60.93.66.S	60°	3000K	1282	13	98
LX110.350.60.94.61.S	LX110.350.60.94.63.S	LX110.350.60.94.66.S	60°	4000K	1307	13	100
LX110.350.85.93.61.S	LX110.350.85.93.63.S	LX110.350.85.93.66.S	85°	3000K	1295	13	99
LX110.350.85.94.61.S	LX110.350.85.94.63.S	LX110.350.85.94.66.S	85°	4000K	1320	13	101

LUXIENT 110 SURFACE- 500mA

Non Dimmable	Trailing Edge Dimmable	DALI Dimmable	Beam	CCT	Lumens	Watts	Lm/w
LX110.500.31.93.61.S	LX110.500.31.93.63.S	LX110.500.31.93.66.S	31°	3000K	1772	19	93
LX110.500.31.94.61.S	LX110.500.31.94.63.S	LX110.500.31.94.66.S	31°	4000K	1807	19	95
LX110.500.60.93.61.S	LX110.500.60.93.63.S	LX110.500.60.93.66.S	60°	3000K	1772	19	93
LX110.500.60.94.61.S	LX110.500.60.94.63.S	LX110.500.60.94.66.S	60°	4000K	1807	19	95
LX110.500.85.93.61.S	LX110.500.85.93.63.S	LX110.500.85.93.66.S	85°	3000K	1792	19	94
LX110.500.85.94.61.S	LX110.500.85.94.63.S	LX110.500.85.94.66.S	85°	4000K	1827	19	96

LUXIENT 110 SURFACE




NON DIM



DIMMING

Body Finishes

Black	
White	
Custom	

Custom Luminaire Modifications

2700K and 3500K colour temperature

80+ CRI

Custom outputs

Casambi dimming

Optional Reflector finishes


Satin black



Champagne



Satin gold



Matt white



Metalised



Brass



Street Address:

39 Tinning Street, Brunswick,
Victoria, 3056, Australia

Postal Address:

PO BOX 5084
Moreland West VIC 3055

T +61 3 9222 5522

www.elslighting.com.au

