

WALL WASH 135 GEN2

WALL WASH DOWNLIGHT



- 95+ CRI
- 3000K or 4000K
- wall wash reflector
- frosted glass internal lens
- L90B10 up to 90,000 hours
- 2 X SDCM

WALL WASH 135 Gen2 – 250mA

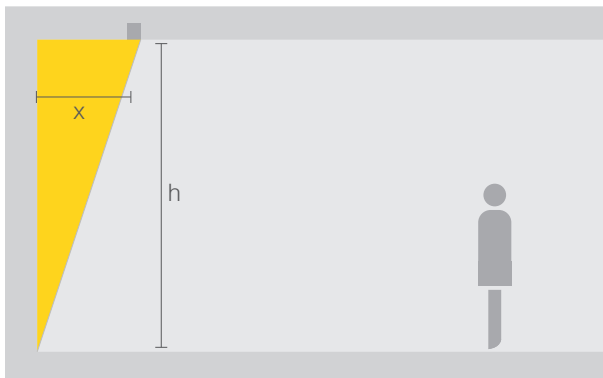
Non Dimmable	Trailing Edge Dimmable	DALI Dimmable	CCT	Lumens	Watts
LXW135.250.93.61	LXWT35.250.93.63	LXW135.250.93.66	3000K	785	10
LXW135.250.94.61	LXW135.250.94.63	LXW135.250.94.66	4000K	803	10

WALL WASH 135 Gen2 – 350mA

Non Dimmable	Trailing Edge Dimmable	DALI Dimmable	CCT	Lumens	Watts
LXW135.350.93.61	LXW135.350.93.63	LXW135.350.93.66	3000K	997	14
LXW135.350.94.61	LXW135.350.94.63	LXW135.350.94.66	4000K	1017	14

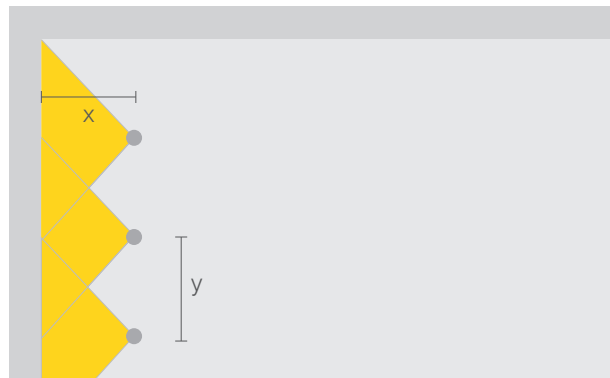
lumen outputs estimated at time of printing

SPACING CALCULATION

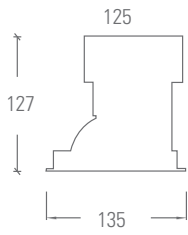


$$x = h \quad y = x$$

eg. 3m high ceiling – x=1m, y=1m



WALL WASH 135 GEN2



Trim Finish

White

Custom Luminaire Modifications

2700K and 3500K Colour Temperature

80+ CRI

Custom outputs

Casambi dimming

Street Address:
39 Tinning Street, Brunswick,
Victoria, 3056, Australia

Postal Address:
PO BOX 5084
Moreland West VIC 3055

T +61 3 9222 5522
www.elslighting.com.au

