

CIRCULITE 400 SUSPENDED

Premium suspended luminaire



Product Description

A new addition to the popular Circulite Range, the Circulite 400 Suspended is one of the most versatile luminaires designed and made by ELS. Simple, clean lines of the circular presentation make it a beautiful option where lighting performance is as important as the room aesthetic.

The Circulite 400 Suspended is available with Variable Output Technology and is finished in ELS standard powdercoat colours or can be finished as per specification.

Product Details

Absolute luminous flux	1835lm - 3416lm
System watts	20W / 28W / 40W
Luminaire efficacy	up to 95lm/W
Colour deviation	3 SDCM
Colour rendition Index	>90
Correlated colour temperature	3000K / 4000K
Lumen maintenance	L80B10 72,000hours
Dimming method	DALI / Casambi
Lens	Opal
Luminaire housing	Aluminium
Luminaire housing colour	Black / White / Silver / Custom
Suspension	1000mm rod suspended
Country of origin	Australia


CUSTOM FINISHES AVAILABLE



CUSTOM
POWDERCOAT
COLOUR




HAND
TURNED
WOOD



FLOCKED (VELVET)
VARIOUS
COLOURS



PLATED
GOLD



PLATED
ROSE GOLD



PLATED
BRASS

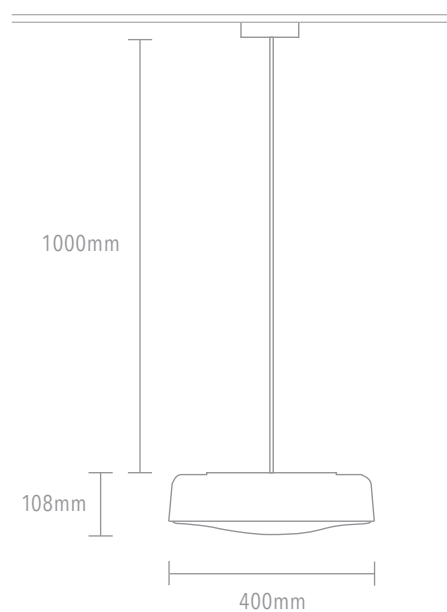


PLATED
CHROME

Product Variants

TECHNICAL SPECIFICATIONS

NON DIMMABLE	DALI DIMMABLE	CASAMBI DIMMABLE	CCT	LUMENS	WATTS
CL400.500.93.61.P	CL400.500.93.66.P	CL400.500.93.68.P	3000K	1835	20
CL400.500.94.61.P	CL400.500.94.66.P	CL400.500.94.68.P	4000K	1914	20
CL400.700.93.61.P	CL400.700.93.66.P	CL400.700.93.68.P	3000K	2558	28
CL400.700.94.61.P	CL400.700.94.66.P	CL400.700.94.68.P	4000K	2670	28
CL400.900.93.61.P	CL400.900.93.66.P	CL400.900.93.68.P	3000K	3274	40
CL400.900.94.61.P	CL400.900.94.66.P	CL400.900.94.68.P	4000K	3416	40



OTHER LUMINAIRES WITHIN THE FAMILY

- CL180 Surface Mounted
- CL180 Suspended
- CL400 Surface Mounted
- CL550 Surface Mounted
- CL550 Suspended
- CL840 Surface Mounted
- CL840 Suspended



Australian made like nothing ELS^e.