

CIRCULITE 550 SUSPENDED

Premium suspended luminaire



Product Description

A new addition to the popular Circulite Range, the Circulite 550 Suspended is one of the most versatile luminaires designed and made by ELS. Simple, clean lines of the circular presentation make it a beautiful option where lighting performance is as important as the room aesthetic.

The Circulite 550 Suspended is available with Variable Output Technology and is finished in ELS standard powdercoat colours or can be finished as per specification.

Product Details

Absolute luminous flux	4732lm - 8468lm
System watts	47W / 63W / 80W
Luminaire efficacy	up to 105lm/W
Colour deviation	3 SDCM
Colour rendition Index	>90
Correlated colour temperature	3000K / 4000K
Lumen maintenance	L80B10 72,000hours
Dimming method	DALI / Casambi
Lens	Opal
Luminaire housing	Aluminium
Luminaire housing colour	Black / White / Silver / Custom
Suspension	1000mm rod suspended
Country of origin	Australia


CUSTOM FINISHES AVAILABLE



CUSTOM
POWDERCOAT
COLOUR




HAND
TURNED
WOOD



FLOCKED (VELVET)
VARIOUS
COLOURS



PLATED
GOLD



PLATED
ROSE GOLD



PLATED
BRASS

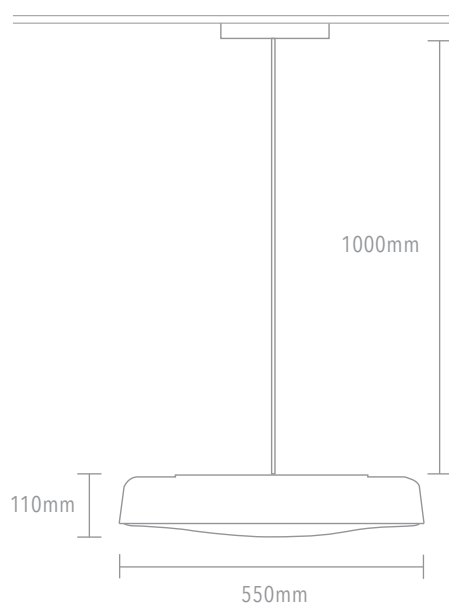


PLATED
CHROME

Product Variants

TECHNICAL SPECIFICATIONS

NON DIMMABLE	DALI DIMMABLE	CASAMBI DIMMABLE	CCT	LUMENS	WATTS
CL550.300.93.61.P	CL550.300.93.66.P	CL550.300.93.68.P	3000K	4732	47
CL550.300.94.61.P	CL550.300.94.66.P	CL550.300.94.68.P	4000K	4938	47
CL550.400.93.61.P	CL550.400.93.66.P	CL550.400.93.68.P	3000K	6276	63
CL550.400.94.61.P	CL550.400.94.66.P	CL550.400.94.68.P	4000K	6550	63
CL550.500.93.61.P	CL550.500.93.66.P	CL550.500.93.68.P	3000K	7842	80
CL550.500.94.61.P	CL550.500.94.66.P	CL550.500.94.68.P	4000K	8186	80



OTHER LUMINAIRES WITHIN THE FAMILY

- CL180 Surface Mounted
- CL180 Suspended
- CL400 Surface Mounted
- CL400 Suspended
- CL550 Surface Mounted
- CL840 Surface Mounted
- CL840 Suspended



Australian made like nothing ELS^e.