

CIRCULITE 840 SUSPENDED

Premium suspended luminaire



Product Description


A new addition to the popular Circulite Range, the Circulite 840 Suspended is one of the most versatile luminaires designed and made by ELS. Simple, clean lines of the circular presentation make it a beautiful option where lighting performance is as important as the room aesthetic.

The Circulite 840 Suspended is available with Variable Output Technology and is finished in ELS standard powdercoat colours or can be finished as per specification.

Product Details

Absolute luminous flux	9345lm - 16125lm
System watts	92W / 123W / 155W
Luminaire efficacy	up to 106lm/W
Colour deviation	3 SDCM
Colour rendition Index	>90
Correlated colour temperature	3000K / 4000K
Lumen maintenance	L80B10 72,000hours
Dimming method	DALI / Casambi
Lens	Opal
Luminaire housing	Aluminium
Luminaire housing colour	Black / White / Silver / Custom
Suspension	1000mm rod suspended
Country of origin	Australia


CUSTOM FINISHES AVAILABLE



CUSTOM
POWDERCOAT
COLOUR




HAND
TURNED
WOOD



FLOCKED (VELVET)
VARIOUS
COLOURS



PLATED
GOLD



PLATED
ROSE GOLD



PLATED
BRASS

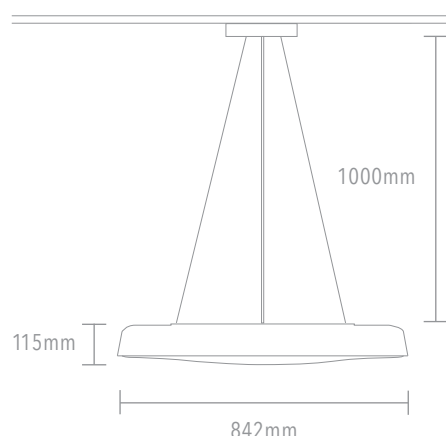


PLATED
CHROME

Product Variants

TECHNICAL SPECIFICATIONS

NON DIMMABLE	DALI DIMMABLE	CASAMBI DIMMABLE	CCT	LUMENS	WATTS
CL840.300.93.61.P	CL840.300.93.66.P	CL840.300.93.68.P	3000K	9345	92
CL840.300.94.61.P	CL840.300.94.66.P	CL840.300.94.68.P	4000K	9758	92
CL840.400.93.61.P	CL840.400.93.66.P	CL840.400.93.68.P	3000K	12411	123
CL840.400.94.61.P	CL840.400.94.66.P	CL840.400.94.68.P	4000K	12957	123
CL840.500.93.61.P	CL840.500.93.66.P	CL840.500.93.68.P	3000K	15446	155
CL840.500.94.61.P	CL840.500.94.66.P	CL840.500.94.68.P	4000K	16125	155



OTHER LUMINAIRES WITHIN THE FAMILY

CL180 Surface Mounted
CL180 Suspended
CL400 Surface Mounted
CL400 Suspended
CL550 Surface Mounted
CL550 Suspended
CL840 Surface Mounted



Australian made like nothing **ELS**e.