

FLEX 70 MINI PENDANT DOUBLE | LENS

Premium pendant luminaire with lens technology



Product Description

Flex by name and Flex by design. The Flex 70 Double Pendant luminaire is the newest member to the Flex luminaire family.

Presenting a sleek minimalist style, the Flex 70 Pendant Double features up down illumination with optics that ensure exceptional glare control, a cornerstone of ELS's design philosophy. It is available with variable output technology to optimise performance to exact project requirements and a range of optics.

Product Details

Absolute luminous flux	824lm - 1707m
System watts	8W / 12W / 14W
Luminaire efficacy	up to 113lm/W
Colour deviation	2 SDCM
Colour rendition Index	>95
Correlated colour temperature	2700K / 3000K / 3500K / 4000K
Lumen maintenance	L90B10 90,000hours
Dimming method	Non dimm / Trailing Edge / DALI / Casambi
Optic	PMMA Clear Lens
Beam angle	13° / 25° / 34° / 54° / Oval / Forward Throw / Linear / Zoom
Driver	Remote - to be installed in ceiling cavity
Luminaire housing	Aluminium Powdercoated
Luminaire housing colour	Black / White / Custom
Luminaire baffle colour	Black
Custom body finishes	Custom powdercoat colour
Suspension	Clear flex 1m
Country of origin	Australia

CUSTOM LUMINAIRE MODIFICATIONS

RGBW (remote driver)

White tunable (remote driver)

Horticultural version - Bloom / Leaf

OPTIONAL ACCESSORIES



HONEYCOMB LOUVRE
FFL70.HONEYCOMB



SPECIALTY COLOUR FILTER
FFL70.COLOUR.XXX

OPTIONAL CLOTH FLEX



BLACK
3C.BLK
5C.BLK



GOLD
3C.GO
5C.GO



WHITE
3C.WH
5C.WH



YELLOW
3C.YL



ORANGE
3C.OR



RED
3C.RD



EMERALD
3C.EM



LIGHT BLUE
3C.LB

3 CORE OR 5 CORE

3 CORE ONLY

CUSTOM FINISHES



GOLD FEATURE

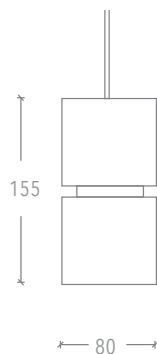


COPPER FEATURE



CUSTOM COLOUR FEATURE

TECHNICAL SPECIFICATIONS

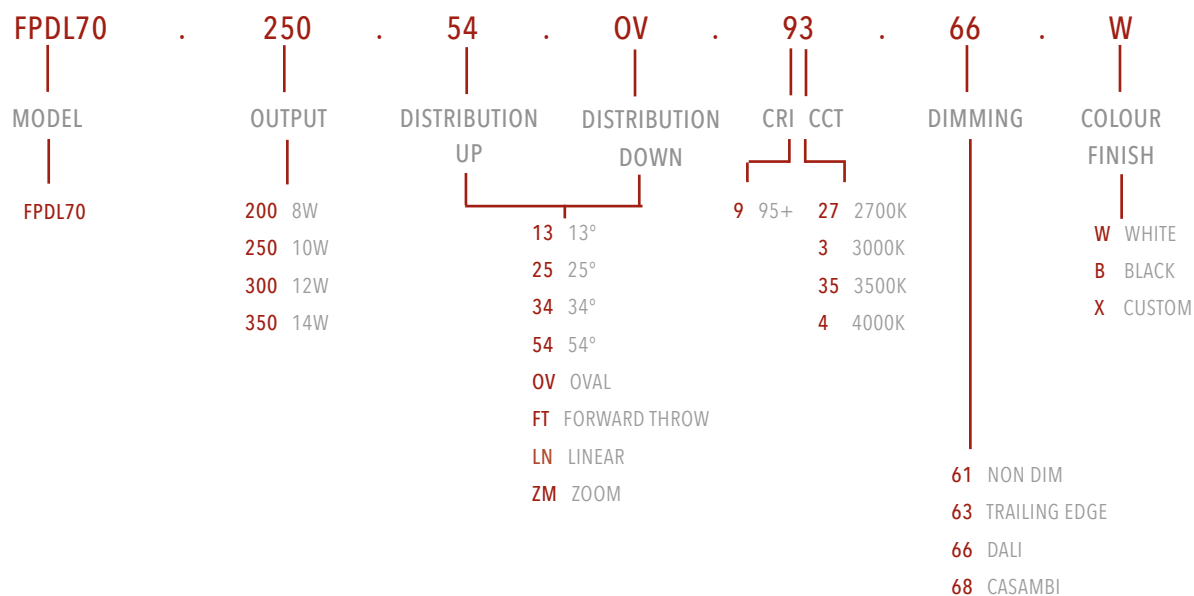


Product Variants

HOW TO SPECIFY

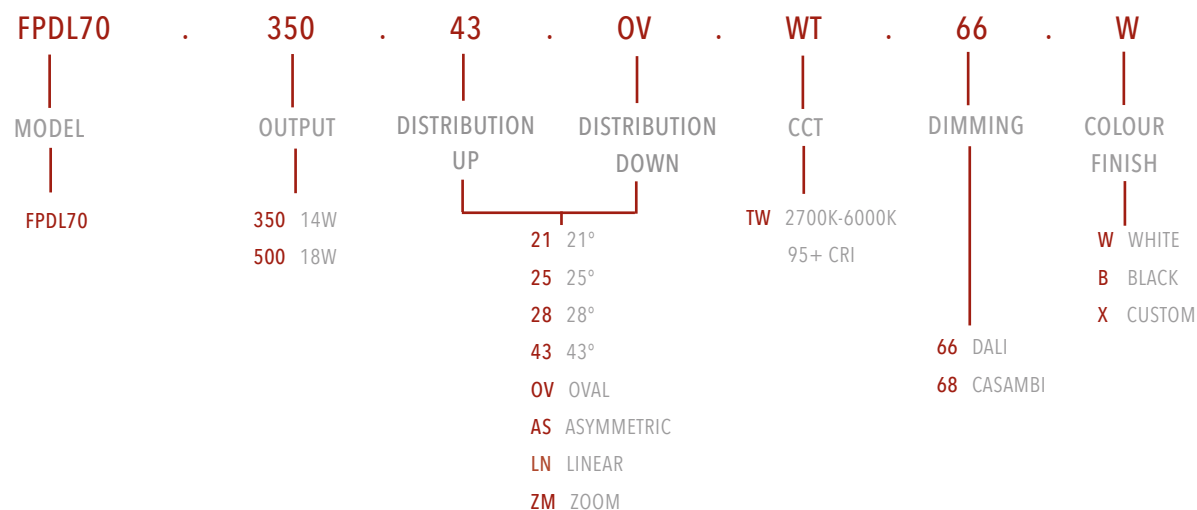
FIXED CCT

Select from the available options to configure luminaire



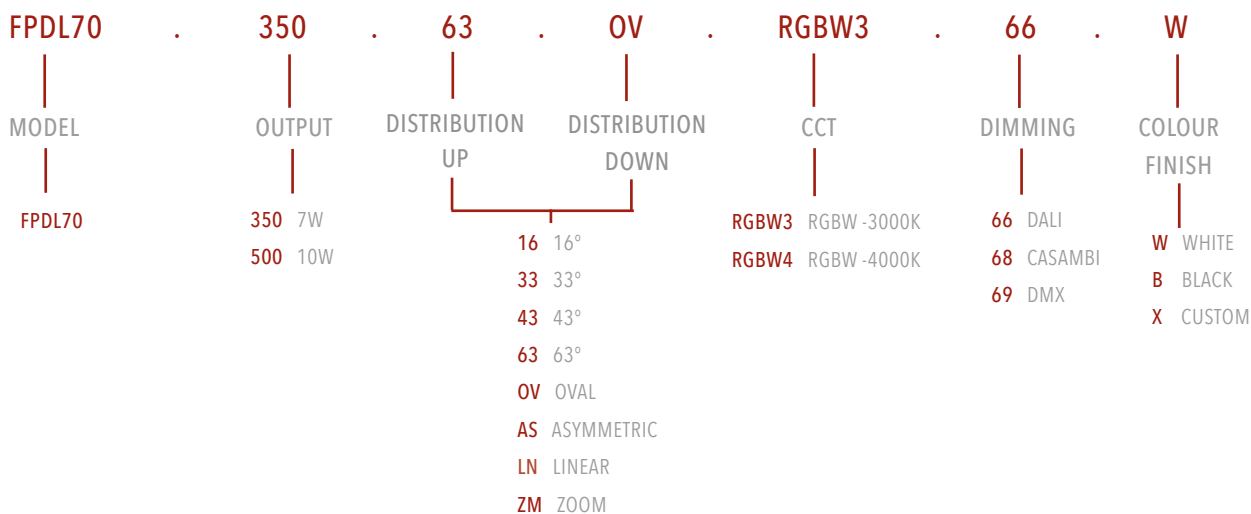
TUNABLE WHITE

Select from the available options to configure luminaire



RGBW

Select from the available options to configure luminaire



OTHER LUMINAIRES WITHIN THE FAMILY

- Flex Fixed 50 Recessed
- Flex Adjustable 50 Recessed
- Flex 50 Surface
- Flex 50 Pendant
- Flex 50 Trackspot
- Flex Fixed 70 Recessed
- Flex Adjustable 70 Recessed
- Flex 70 Surface Mini
- Flex 70 Surface
- Flex 70 Pendant Mini
- Flex 70 Pendant
- Flex 70 Pendant Double
- Flex 70 Trackspot
- Flex 70 Wall Double
- Flex 70 Wall Single



Australian made like nothing **ELS**e.