

FLEX 100 MINI PENDANT | LENS

Premium miniature surface mounted downlight with lens technology



Product Description

Flex by name and Flex by design. The Flex 100 Mini Pendant luminaire is one of the smallest surface pendant luminaires available in the ELS range.

Presenting in a miniature size, the Flex 100 Mini Pendant features optics that ensure exceptional glare control, a cornerstone of ELS's design philosophy. It also features a large baffle for extra visual comfort

It is available with variable output technology to optimise performance to exact project requirements.

Product Details

Absolute luminous flux	743lm - 1500lm
System watts	8W / 10W / 12W / 14W / 16W / 18W
Luminaire efficacy	up to 93lm/W
Colour deviation	2 SDCM
Colour rendition Index	>95
Correlated colour temperature	2700K / 3000K / 3500K / 4000K
Lumen maintenance	L90B10 90,000hours
Dimming method	Non dimm / Trailing Edge / DALI / Casambi
Optic	PMMA Clear Lens
Beam angle	13° / 25° / 34° / 54° / 80°
Driver	Integral for non dim & DALI / Remote for Casambi
Luminaire housing	Aluminium Powdercoated
Luminaire housing colour	Black / White / Custom
Luminaire baffle colour	Black / White / Custom
Custom body finishes	Custom powdercoat colour
Country of origin	Australia
Suspension	Clear flex 1m
Warranty	7 years

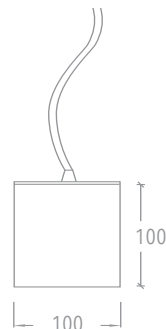
OPTIONAL ACCESSORIES



HALO RING
FPL100.HALO

A discreet glowing ring attachment that emits a soft glowing light. Supplied in place of the standard baffle. Easily retrofitted by removing the existing baffle.

SPECIFICATIONS




BLACK BAFFLE



WHITE BAFFLE

OPTIONAL ACCESSORIES CONT.



ROD KIT 500MM
ROD.KIT.500.B
ROD.KIT.500.W

An optional rod suspension kit to suit the Flex pendant range. Comes complete with 500mm rod and ceiling rose



ROD KIT 1000MM
ROD.KIT.1000.B
ROD.KIT.1000.W


An optional rod suspension kit to suit the Flex pendant range. Comes complete with 1000mm rod and ceiling rose



ROD KIT 1500MM
ROD.KIT.1500.B
ROD.KIT.1500.W

An optional rod suspension kit to suit the Flex pendant range. Comes complete with 1500mm rod and ceiling rose

OPTIONAL CLOTH FLEX



BLACK 3C.BLK 5C.BLK	GOLD 3C.GO 5C.GO	WHITE 3C.WH 5C.WH	YELLOW 3C.YL	ORANGE 3C.OR	RED 3C.RD	EMERALD 3C.EM	LIGHT BLUE 3C.LB
---------------------------	------------------------	-------------------------	-----------------	-----------------	--------------	------------------	---------------------

└─ 3 CORE OR 5 CORE ─┘

└────────────────── 3 CORE ONLY ───────────────────┘

CUSTOM LUMINAIRE MODIFICATIONS

RGBW (remote driver)

White tunable (remote driver)

Product Variants

HOW TO SPECIFY

FIXED CCT

Select from the available options to configure luminaire

FPL100M	250	54	93	66	W
MODEL	OUTPUT	DISTRIBUTION	CRI CCT	DIMMING	COLOUR FINISH
FPL100M	200 8W - 743lm 250 10W - 865lm 300 12W - 1023lm 350 14W - 1209lm 400 16W - 1360lm 450 18W - 1500lm	13 13° 25 25° 34 34° 54 54° 80 80°	9 95+ 27 2700K 3 3000K 35 3500K 4 4000K	61 NON DIM 66 DALI 68 CASAMBI	W WHITE B BLACK X CUSTOM

Lumen outputs listed based on 4000K, 54degree option

RGBW

Select from the available options to configure luminaire

FPL100M	.	350	.	63	.	RGBW3	.	66	.	W
MODEL		OUTPUT		DISTRIBUTION		CCT		DIMMING		COLOUR FINISH
FPL100M		350 7W 500 10W		16 16° 33 33° 43 43° 63 63°		RGBW3 RGBW -3000K RGBW4 RGBW -4000K		66 DALI 68 CASAMBI 69 DMX		W WHITE B BLACK X CUSTOM



Australian made like nothing **ELS**e.